





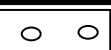












2008 Sno-Pro 96 Stud Pattern



STUD BOY Traction

Pattern Repeats Every 17 Lugs note pattern number in shaded area
 Dimensions Measured From Outside
 Edge of Track to Outside Edge of Backer Plate

	17		3.75"	5 lugs note single backers
4.5"	16			
	15		4"	
3.75"	14			
	13		4.5"	
4"	12			Repeat Pattern #1 6 lugs
	11		3.75"	
4.5"	10			
	9		4"	
3.75"	8			
	7		4.5"	
4"	6			Pattern #1 6 lugs
	5		3.75"	
4.5"	4			
	3		4"	
3.75"	2			
LOGO	1		4.5"	

Start 1st 17 lug pattern at Arctic Cat Logo with the logo upside down.

Repeat 2nd 17 lug pattern starting with #6 then continue again from #1 thru #16.

Repeat 3rd 17 lug pattern starting with #5 then #6 and continue #1 thru #15 to finish.

51 Lugs, 96 Studs, 12 Scratch Lines Check installed **STUD HEIGHT!!!**

Studs must be behind a lug and no more than 1.25" from lug