


2008 POLARIS 600 IQ 96 Stud Pattern



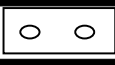


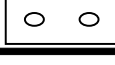



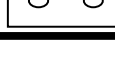
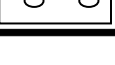



STUD BOY Traction

Pattern Repeats Every 6 Lugs note pattern number in shaded area

Dimensions Measured From Outside

Edge of Track to Outside Edge of Backer Plate

Polaris Track Part #5413403

| | | | | | |
|---------------|---|----------|---|---------------|---|
| 4 3/8" |  | 6 | | | Repeat Pattern #1 6 lugs |
| | | 5 |  | 4 1/8" | |
| 3 7/8" |  | 4 | | | |
| | | 3 |  | 4 3/8" | |
| 4 1/8" |  | 2 | | | |
| | | 1 |  | 3 7/8" | |
| 4 3/8" |  | 6 | | | Pattern #1 6 lugs |
| | | 5 |  | 4 1/8" | |
| 3 7/8" |  | 4 | | | |
| | | 3 |  | 4 3/8" | |
| 4 1/8" |  | 2 | | | |
| LOGO | | 1 |  | 3 7/8" | |

Start 1st 6 lug pattern at POLARIS Logo with the logo *upside down*.

Repeat this stud pattern of 6 lugs completely around the track.

48 Lugs, 96 Studs, 12 Scratch Lines Check installed **STUD HEIGHT!!!**

Studs must be behind a lug and no more than 1.25" from lug